

October, 2016
Outreach Survey
Executive Summary
DBHIDS, TIP Unit

This report will provide a summary of the outreach surveys administered between October 3, 2016 and October 14, 2016. The purpose of this survey was for outreach to be able to engage with and discover the current living environment, needs, and housing plans for individuals that may be experiencing street homelessness, with a focus on those seen in areas around Rittenhouse Square, Aviator Park, and Two Penn Center.

[Table of Contents](#)

Summary of Findings..... 2

Current Living Status 3

Interest in Housing 3

OHS Intake History 3

Needs 4

Current Service Connections..... 4

Limitations..... 4

Charts 5

Summary of Findings

Of the 179 surveys administered, 88% (n=158) were an unduplicated count of people.

Of the 158 people surveyed, 25% (n=40) were in the area around Rittenhouse Square, 42% (n=66) were in the area around Aviator Park, 30% (n=48) were in the area around Two Penn Center, and 3% (n=4) were in other areas around center city.

Some of the findings from the results of the survey include:

- 52% of the people who responded also said they have been homeless for over a year.
- 91% of the people said they currently live on the street.
- Most of the people who said that they sleep at Aviator Park also said that they have been homeless for over a year. In contrast, most of the people who said that they sleep at Rittenhouse Square said they have been homeless for less than a year
- 86% of the people surveyed said they are interested in housing, with apartments, Pathways/Horizon House (Housing First), and PHA Subsidized Housing being the most common interests.
- Most of the people who are interested in Pathways/Horizon House (Housing First), PHA Subsidized Housing, and Supportive Housing are people who also said they have been homeless for over a year. In contrast, most of the people who are interested in an apartment said they have been homeless for less than a year. Additionally, the majority of those who said they were interested in Safe Havens also said that they have been homeless for less than a year.
- 64% of the people surveyed said they have been in a shelter before; of those people, 40% said they were willing to go back into shelter.
- Housing, work or a job, ID/Birth Certificate or SS card, and applying for entitlement benefits are the top things that people said would most help them get where they want to be.
- 63% of the people surveyed said they are not connected to any services.

Current Living Status

Of the 158 people surveyed 91% (n=144) indicated that they were currently living on the street, and 9% (n=14) indicated that they were not living on the street.

Of the 158 people surveyed:

- 23% (n=37) indicated that they have lived on the street between zero and three months
- 13% (n=20) indicated that they have lived on the street between three and six months
- 4% (n=7) indicated that they have lived on the street between six and nine months
- 8% (n=12) indicated that they have lived on the street between nine and twelve months
- 52% (n=82) indicated that they have lived on the street for over twelve months.

Of the 144 that indicated they were sleeping on the street:

- 32% (n=46) indicated they sleep at Aviator Park
- 9% (n=13) indicated that they sleep at Logan Circle
- 22% (n=31) indicated that they sleep Rittenhouse Square
- 24% (n=34) indicated that they sleep at Two Penn Center
- 1% (n=1) indicated that they sleep at Franklin Square, and
- 21% (n=30) indicated that they sleep in another location on the street.

Interest in Housing

Of the 158 people surveyed:

- 86% (n=136) indicated that they were interested in housing
- 11% (n=18) indicated that they were not interested in housing, and
- 3% (n=4) were unsure if they were interested in housing.

Of the 136 that indicated they were interested in housing:

- 36% (n=49) indicated they were interested in Pathways/Horizon House (Housing First)
- 10% (n=13) indicated they were interested in Journey of Hope
- 13 (n=17) indicated they were interested in Inpatient Drug Treatment
- 40% (n=54) indicated they were interested in PHA/Subsidized Housing
- 54% (n=73) indicated they were interested in an apartment
- 4% (n=5) indicated they were interested in a Boarding Home
- 24% (n=33) indicated they were interested in a Safe Haven
- 27% (n=37) indicated they were interested in Supportive Housing,
- 1% (n=1) indicated they were interested in a nursing home, and
- 3% (n=4) indicated that they were interested in Recovery Housing.

Homeless Services Intake History

Of the 158 people surveyed:

- 65% (n=102) indicated that they have gone to an OHS intake for emergency housing or a shelter bed in the past,
- 32% (n=50) indicated that they have not gone to an OHS intake for emergency housing or a shelter bed in the past, and
- 4% (n=6) indicated that they were unsure if they have gone to an OHS intake for emergency housing or a shelter in the past.

Of the 158 people surveyed

- 40% (n=63) indicated that they were willing to go into shelter
- 52% (n=82) indicated that they were not willing to go into shelter, and
- 8% (n=13) indicated that they were unsure if they were willing to go into shelter.

Needs

Of the 158 people surveyed:

- 75% (n=118) indicated that housing would help get them where they want to be
- 47% (n=75) indicated that work or a job would help get them where they want to be
- 27% (n=43) indicated that applying for entitlement benefits would help get them where they want to be
- 34% (n=53) indicated that obtaining a form of ID would help get them where they want to be
- 19% (n=30) indicated that mental health treatment would help get them where they want to be
- 19% (n=30) indicated that drug/alcohol treatment would help get them where they want to be
- 10% (n=16) indicated that medical treatment would help get them where they want to be, and
- 9% (n=14) indicated other needs.

Current Service Connections

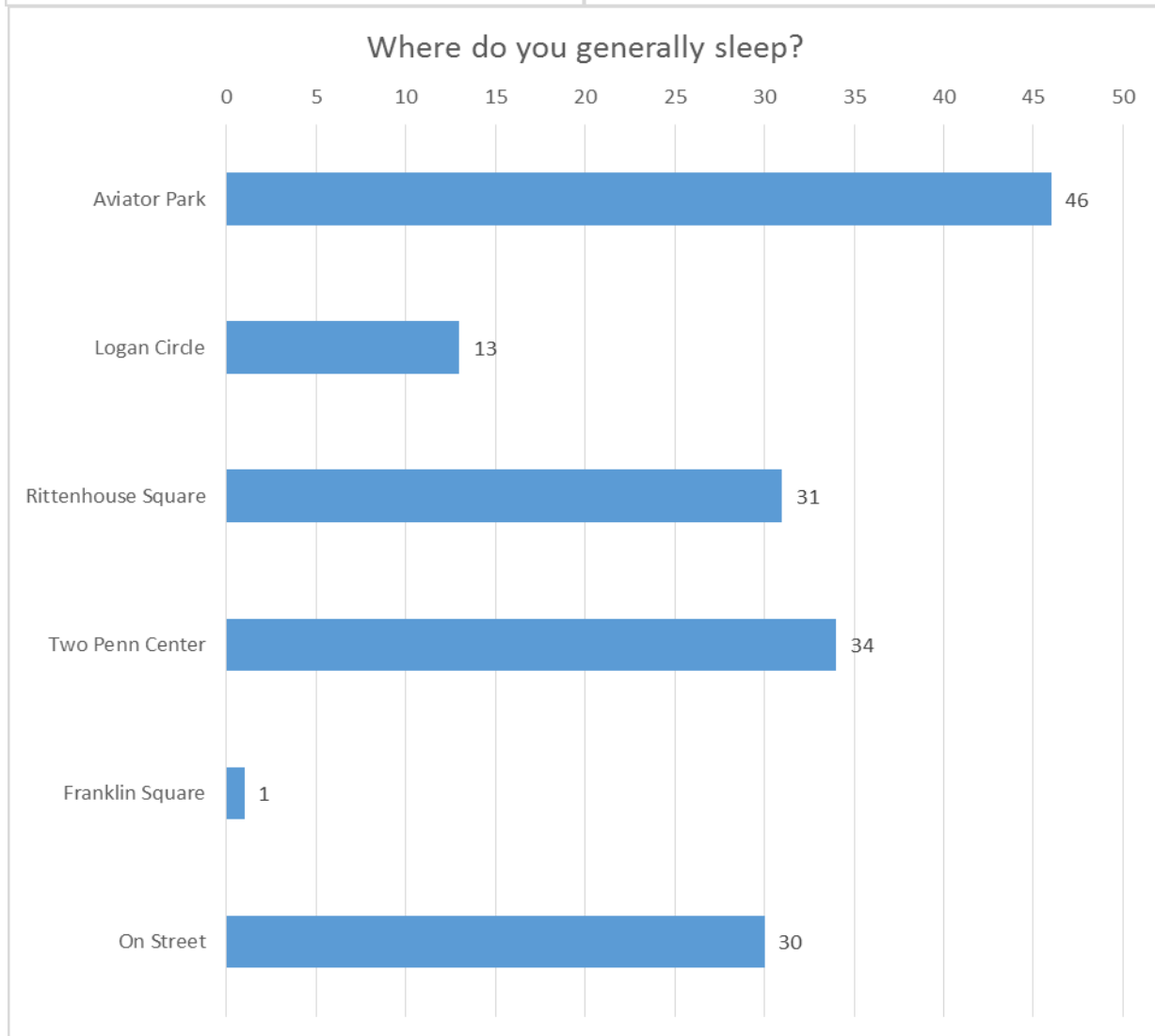
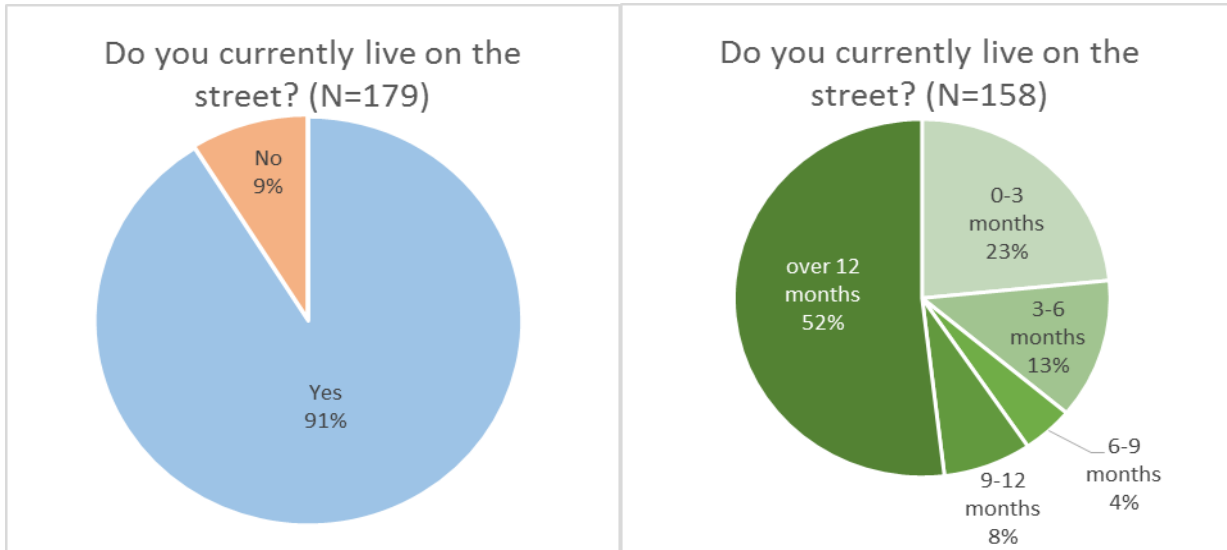
Of the 158 people surveyed:

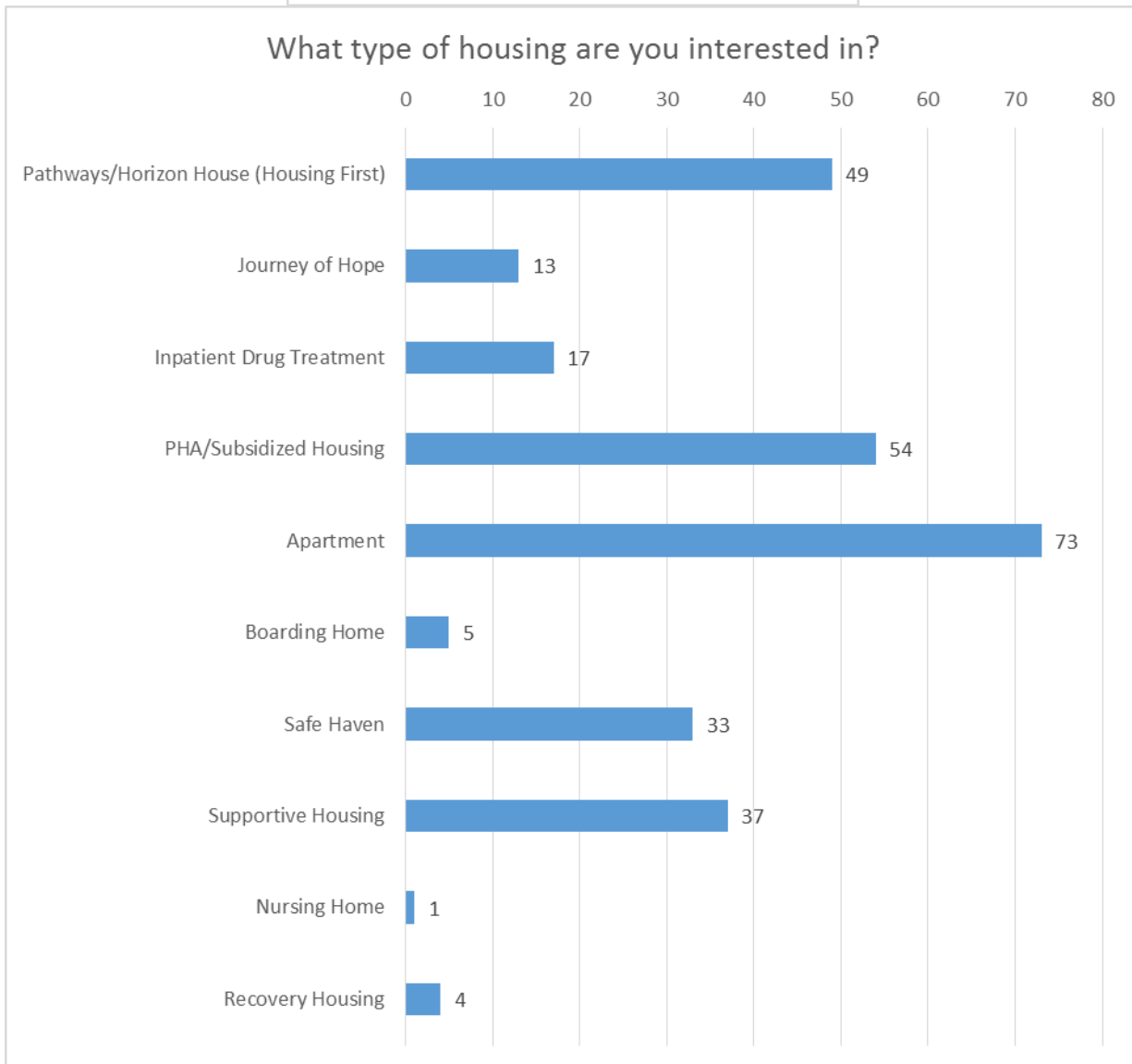
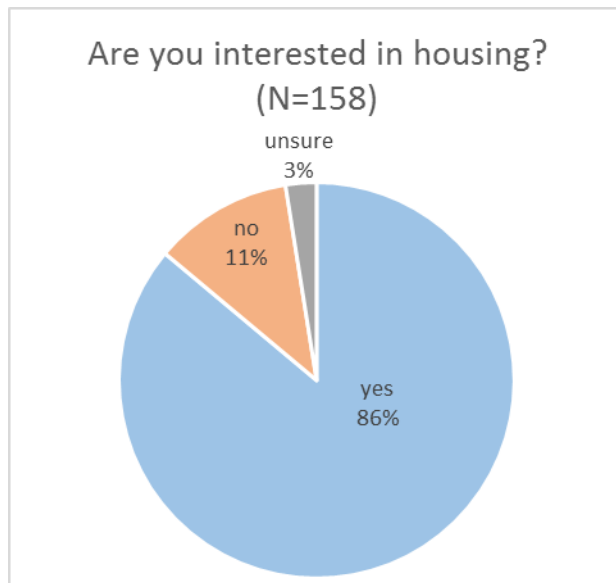
- 23% (n=46) indicated that they were connected to an Intensive Case Management, health care provider, treatment program, or other services;
- 63% (n=100) indicated that they were not connected to an ICM, health care provider, treatment program, or other services; and
- 8% (n=12) indicated that they were unsure if they were connected to an ICM, health care provider, treatment program, or other services.

Limitations

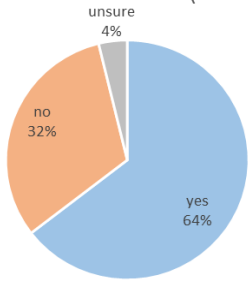
The results of this survey cannot be used to authoritatively generalize to the entirety of the street homeless population in Philadelphia, however can be generalized to understand the current living status, needs, and plans of those who live in the selected areas within center city that this survey intended to be a focus. Additionally it is important to note that this survey was based on self-reporting and may not accurately reflect the population.

Charts

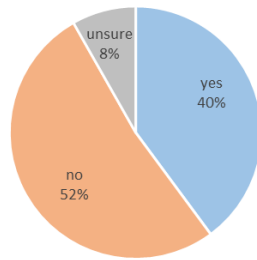




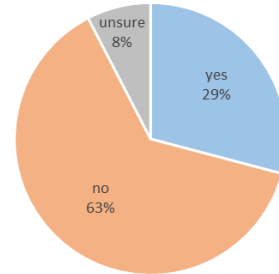
Have you ever gone to OHS Intake for emergency housing or a shelter bed? (N=158)



Would you be willing to go into shelter? (N=158)



Are you connected to an ICM, health care provider, treatment program, other services? (N=158)



What would most help you get where you want to be?

